

ME-RC25 Settings for MSH3012RV

For Solar Flex 1200IL


Work Order #: 5




1) From home screen press setup button



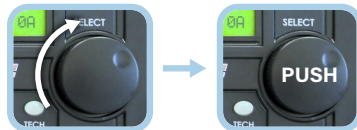
2) Scroll using rotary knob to "02 LowBattCutOut" option and press in dial to select




2a) Set LBCO = 11.7VDC and press to select




3) Scroll to "03 Absorb Time" option and press to select




3a) Set Absorb Hrs = 2.5 and press in dial to select




4) Scroll to "04 Battery Type" option and press to select




4a) Scroll to "Custom" and press to select




4a i) Set Absorb = 14.5 VDC and press dial to select




4a ii) Set Float = 13.5 VDC and press dial to select




4a iii) Set Equalize = LOWEST VALUE and press dial in to select



5) Scroll to "09 Final Charge Stage" and press to select



a) Scroll to "Silent" and press in dial to select



b) Set Rebulk = 13.3 and press dial to select

