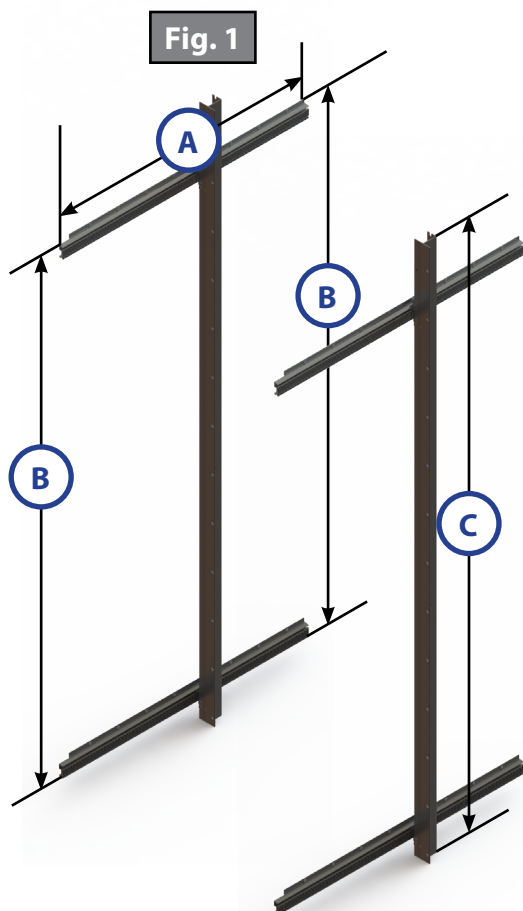


SLIDE-OUTS

- Overall gear rack length (Fig. 1A) inches.
- Overall column length (Fig. 1C) inches.
- Distance from top gear rack to bottom gear rack (Fig. 1B):

NOTE: Measurements **MUST** be exactly the same for proper operation.

- | | | | | |
|-------|--------|--------|--------|-------------------------------|
| Fixed | inches | Top | inches | NOTE: Daisy Chain Only |
| Float | inches | Bottom | inches | NOTE: Daisy Chain Only |
- Part number on face of controller
 - Length of harness from controller to motor (1) feet. Interconnect Harness feet.
 - Length of harness from controller to motor (2) feet. Interconnect Harness feet.
 - Length of harness between controllers feet. **NOTE:** Daisy Chain Only
 - Motor part number (Fig. 2 - Square Gearbox; Figs. 3 and 4 - Round Gearbox): Part Number
 - Fixed side, float side or both
 - Gear rack color
 - H-column color



7 - Fixed Side-Left Side
View from Outside of Unit

7 - Float Side-Right Side
View from Outside of Unit

Fig. 2 - Square Gearbox #229466

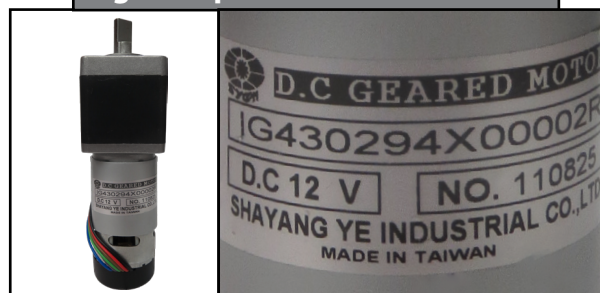


Fig. 3 - 300:1 Round Gearbox #236575

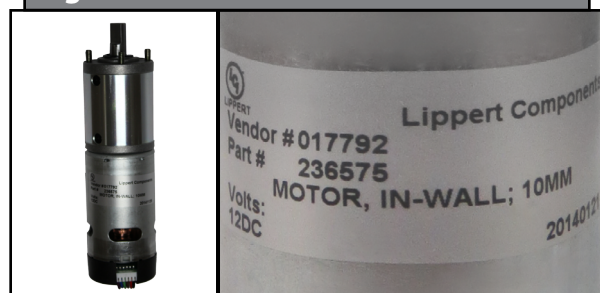


Fig. 4 - 500:1 Round Gearbox #287298

