

Keystone RV Company

Outback Loft Trouble Shooting Guide

The following procedures provide technical assistance in trouble shooting and repairing issue which may be encountered with the Outback Loft lift system.

ISSUE: **MOTOR MOUNTING PLATE**

Symptom; The roof does not raise or lower, lift system motor makes a faster than normal ratcheting noise.

Cause; The winch gearbox clutch is slipping.

Inspection; Run the motor while watching the winch to verify the winch is turning.

Correction; Replace the motor/gearbox assembly




Fig. 1

ISSUE; FLOOR TRACK CABLE ALIGNMENT

Symptom; Frayed or broken cable, cable misaligned.

Cause; Crossed cables, misaligned cable in floor track.

Inspection; Verify the cable notch is on the bottom inside corner of the track tube. Cable must enter the floor track thru the notched corner of the tube (figure 3).

Correction; Orient the cable so it enters the floor track tube in the correct corner. Support the roof to relieve the spring tension, remove the floor track to access the cable.



Fig. 2




Fig. 3

CABLE
NOTCH

ISSUE; REAR PULLEY BRACKET

Symptom; Cable rubs on pulley bracket

Cause; Pulley misalignment

Inspection; Visually inspect the cable in pulley to verify it is seated completely in the pulley

Correction; Replace floor track mounted pulley (Figure 4) with floor mounted pulley (Figure 5).



Fig. 4



Fig. 5

ISSUE; CROSSED CABLES

Symptom; Frayed or broken cables.

Cause; Crossed cables

Inspection; Verify the cables running from side to side do not cross and contact each other

Correction; Reroute cables to maintain separation



Fig. 6

CABLE CROSS LOCATIION

PULLEY BASE ASSEMBLY COLOR REFERENCE


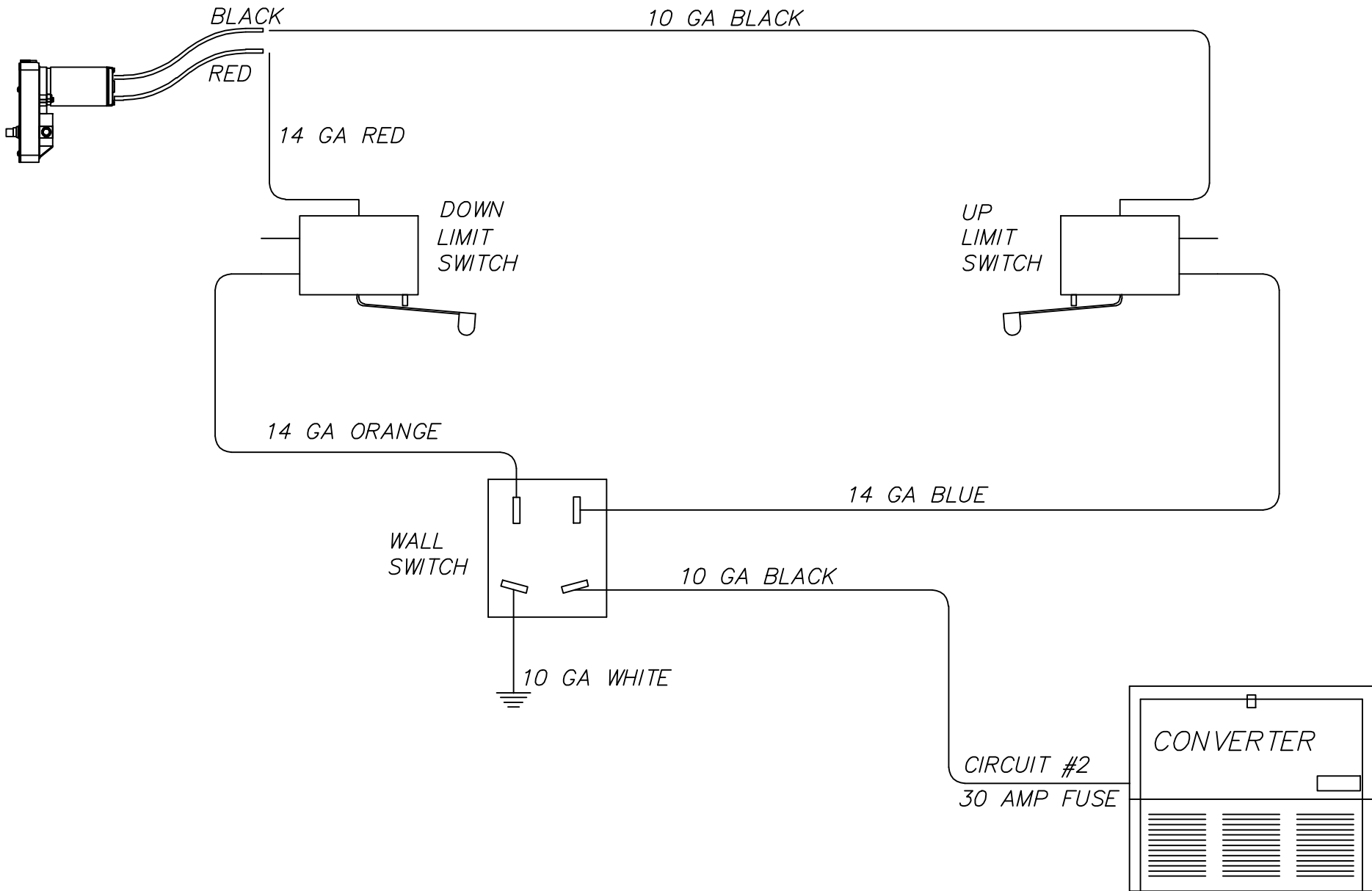
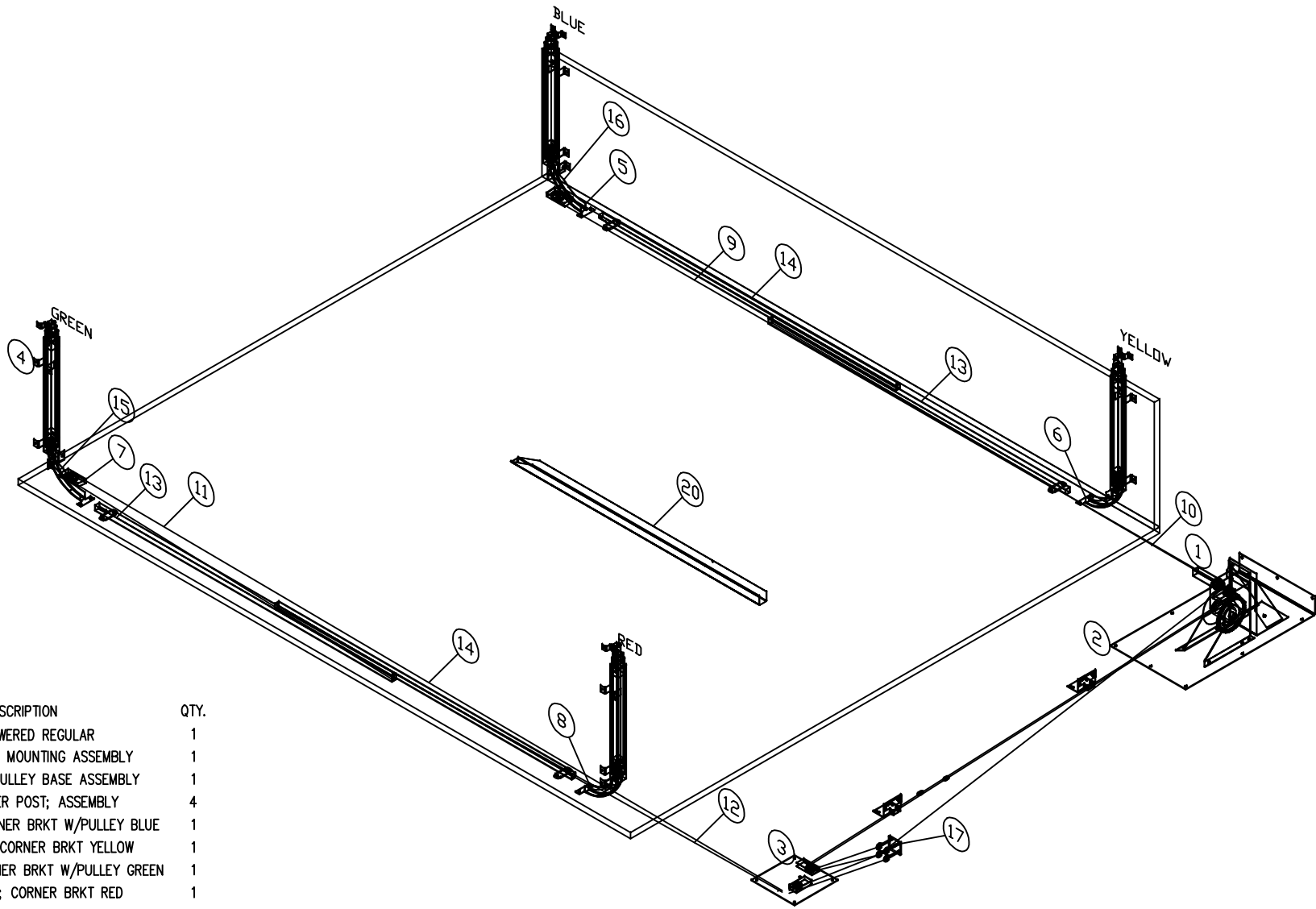


Fig. 7





NO.	DESCRIPTION	QTY.
1	WINCH POWERED REGULAR	1
2	BRACKET; WINCH MOUNTING ASSEMBLY	1
3	BRACKET; LOFT PULLEY BASE ASSEMBLY	1
4	4 STAGE LIFTER POST; ASSEMBLY	4
5	LIFTER SYSTEM; CORNER BRKT W/PULLEY BLUE	1
6	LIFTER SYSTEM; CORNER BRKT YELLOW	1
7	LIFTER SYSTEM; CORNER BRKT W/PULLEY GREEN	1
8	LIFTER SYSTEM; CORNER BRKT RED	1
9	LIFTER SYSTEM; CABLE BLUE	1
10	LIFTER SYSTEM; CABLE YELLOW	1
11	LIFTER SYSTEM; CABLE GREEN	1
12	LIFTER SYSTEM; CABLE RED	1
13	55" FLOOR TRACK W/O PULLEY; REVERSE	2
14	55" FLOOR TRACK W/O PULLEY; REGULAR	2
15	PLASTIC STRIP; 12" WHITE	4
16	65" PUSH SPRING	4
17	1/4-20 KNEPPS NUT	8
18	DRIVE SLUG (NOT SHOWN)	4
19	BUTTON HEAD RIVET (NOT SHOWN)	4
20	SAFETY POLE	4