

[Skip to content](#)

**Manuals+**

User Manuals Simplified.



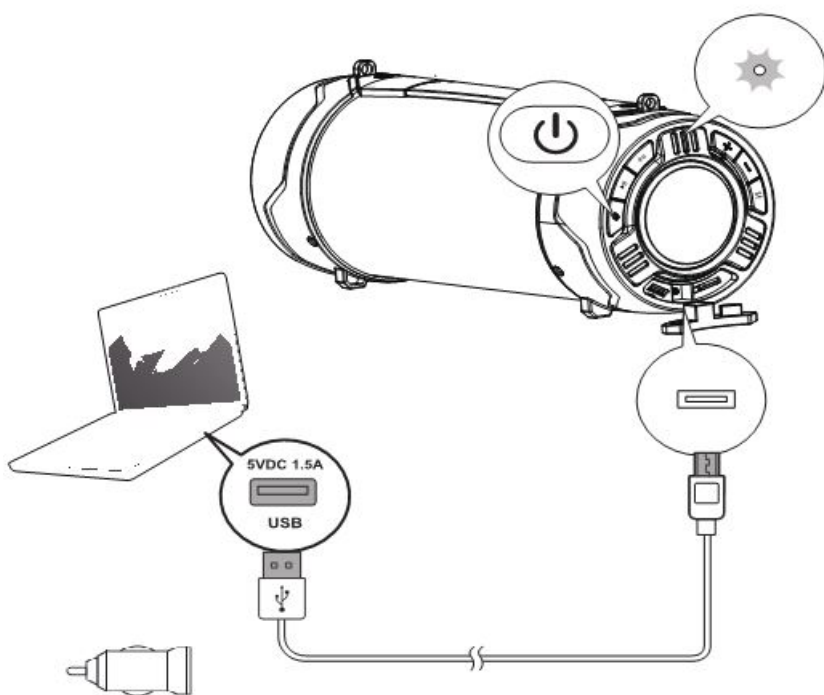
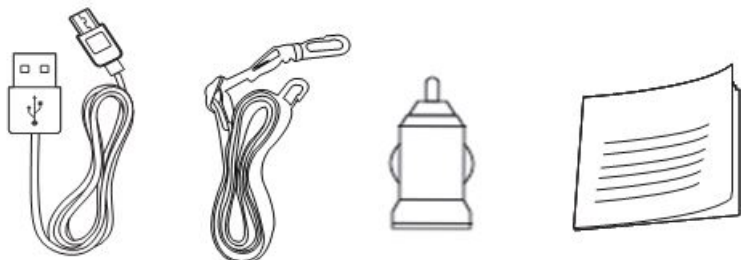
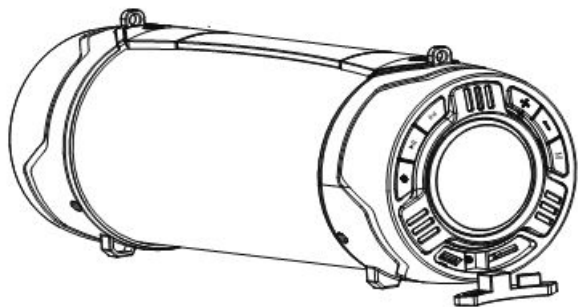
## BOSS AUDIO SYSTEM TUBE Manual

[Home](#) » [Boss Audio System](#) » BOSS AUDIO SYSTEM TUBE Manual

BOSS AUDIO SYSTEM TUBE Manual

**BOSS**®  
AUDIO SYSTEMS

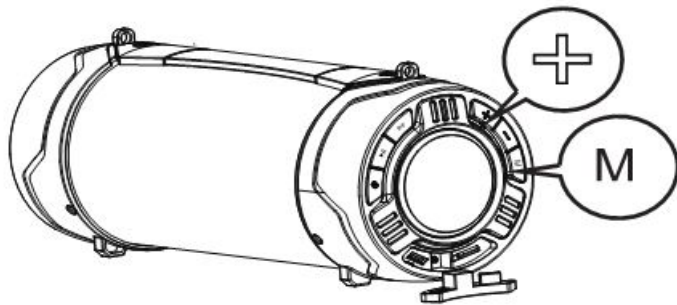
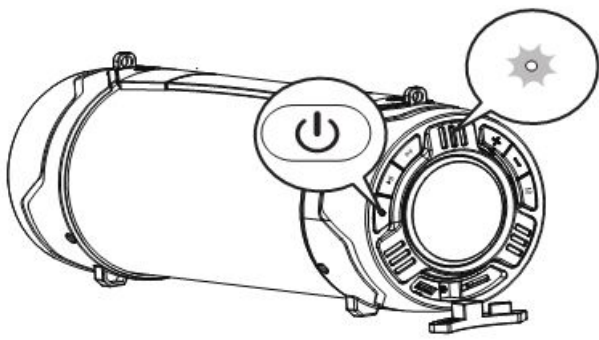
Tube




12V DC Adapter Included

**Charge the speaker until the LED light turns of.**

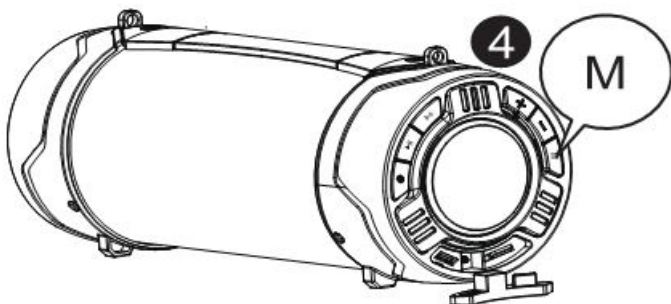
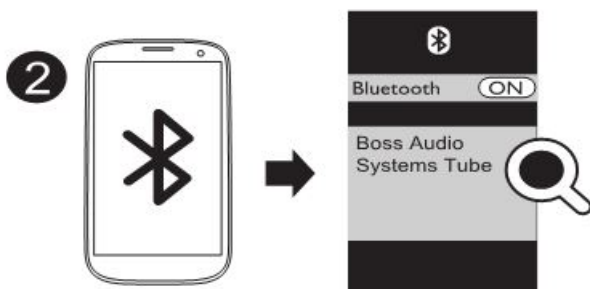
**Tips:** There will be a prompt sound when the battery is low. When voltage is below 3.3V the unit will automatically shutdown, When charging your speaker, the red LED light will stay on and shut of when the device is fully charged.



Press  to power on. Short press twice to turn the blue illumination on or of.  
For first- time use, the Bluetooth indicator flash's blue quickly, indicating that the speaker is in pairing mode.

**Tips:** When you power on the speaker again after Bluetooth setup, the speaker will search for the previously paired device and the Bluetooth indicator will flash slowly. If no paired device is found, it will flash quickly and the speaker will enter pairing mode.

To save power, the speaker turns of automatically after 15 minutes of inactivity. You can reset the speaker by pressing the (+) and buttons (M) at the same time.

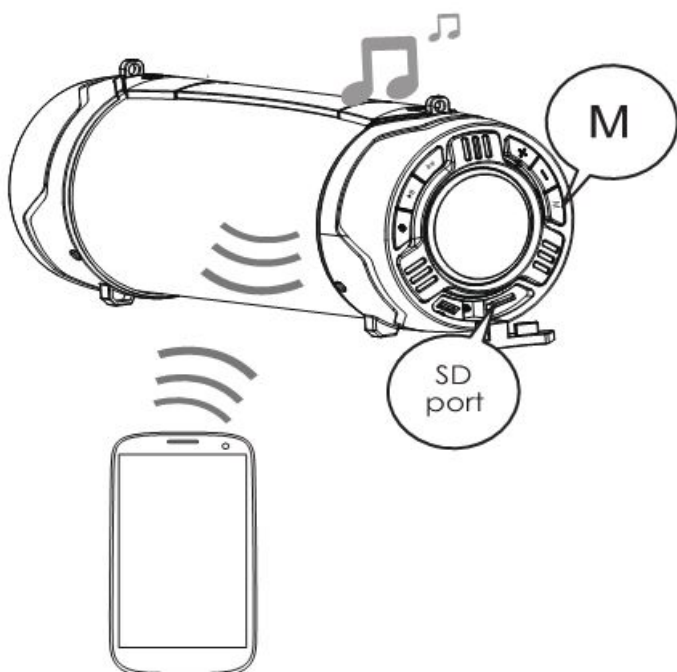


1. Make sure that the speaker is in pairing mode.
2. Enable Bluetooth on your device to be paired with the speaker.  
Select '**Boss Audio Systems Tube**' from the available devices(enter the password '0000' if necessary) to start pairing and connection with the speaker.


3. After successful connection, the Bluetooth indicator turns solid blue and you hear a voice prompt "connected".

**Tips:** This speaker supports automatic connection with a previously paired device after power-off and power-on again.

4. Press (M) to cycle thru modes.  
The modes available are SD, Bluetooth and FM.
5. Press (M) twice to switch between English and Spanish voice prompts, the current language setting is memorized when the speaker is turned off.
6. Long press play/pause key to disconnect a paired Bluetooth device.



### Listen to FM radio stations

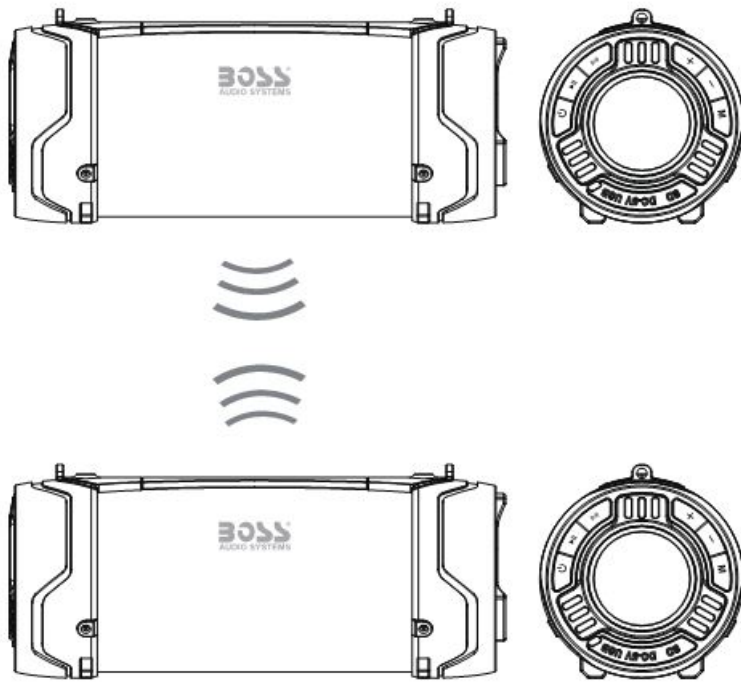
- Long press +/- to adjust volume
- Short press +/- to skip to the previous or next Channel
- Short press  to mute mode.

### FM


- To perform an auto-scan, press and hold the Mode ("M") button. The TUBE will go into auto-scan mode and store all radio stations with a strong enough signal.
- Once the scan is complete, the TUBE will stop on the first station that was stored.  
Note: This cannot manual scan stations. Perform Auto-scan again to maintain strong stations and overwrite existing presets.





True Wireless Stereo (TWS)



You can connect two BOSS Audio Systems TUBE with each other to enrich your listening experience.

1. Hold  on one speaker for 3 seconds to set up True Wireless connection (main speaker), making sure the other speaker (to be purchased separately) is not connected to any Bluetooth device.
2. The two speakers will pair with each other automatically after 15 to 30 seconds.
3. Once paired, the True Wireless will reconnect automatically when both speakers are turned on again.

**Tips:** After a successful connection, you can use the , +/- and  keys on either speaker to control both speakers at the same time. You can hold on either speaker for 3 seconds to disconnect True Wireless connection.

You can only pair and connect your mobile device with the main speaker.

## Specifications

The technical specifications are subject to change without prior notice.

DC power input	USB 5V/1.5A
Speaker drivers	Φ78mm+Φ52mm
S/N	>70dB
THD+N	<10%
Dimension	285.8(L) x 117.5(OD) x 125.5(H) mm
Weight	1.117 kg
Audio input	FM/SD/USB 1 x wireless input (Bluetooth)
Wireless	Bluetooth 5.0 + EDR (Class 2)
Bluetooth profiles	A2DP, AVRCP
Battery capacity	3.7V 3000mAh
Battery type	Lithium-ion
Playing time	6 H (50% Vol)



# Tube

All registered and unregistered trademarks are property of their respective owners.

BOSS INTERNATIONAL GROUP

BOSS AUDIO SYSTEMS TUBE

All rights reserved.

QUG-Boss Audio Systems Tube-V1.4

[WWW.BOSSAUDIO.COM](http://WWW.BOSSAUDIO.COM)

BOSS AUDIO SYSTEM TUBE Manual - [Optimized PDF](#)

BOSS AUDIO SYSTEM TUBE Manual - [Original PDF](#)

## Related Manuals:

1. **Boss Tube Portable Bluetooth Speaker User Manual** Boss Tube Portable Bluetooth Speaker User Manual Charge the speaker...
2. **BOSS Audio System BRT18A User's Manual** User's Manual BOSS Audio System BRT18A SUPPORT For the...
3. **Breville The Boss To Go BPB550 Blender Instruction Booklet** the Boss To Go™ BPB550 SAGE® RECOMMENDS SAFETY FIRST At...
4. **Vante 3120/3806 Tube Sealing System Instruction Manual** Vante 3120/3806 Tube Sealing System Instruction Manual – Optimized PDF...
5. **Vante 3120/3807 Tube Sealing System User Manual** VANTE 3120/3807 TUBE SEALING SYSTEM INSTRUCTION MANUAL Preliminary Information Document...
6. **Vante TPE Tube Sealer 4160 Generator/Controller Instruction Manual** Vante TPE Tube Sealer 4160 Generator/Controller Instruction Manual – Optimized...