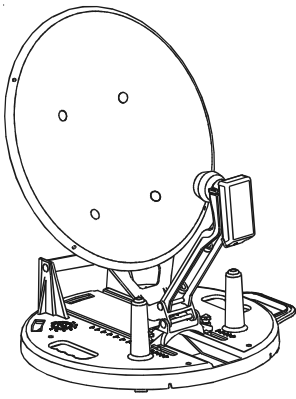


WINEGARD®

46 cm Portable Satellite System Models RD-9046/RD-9146



ANTENNA/MOUNT
MADE IN U.S.A.

U.S. Patents 5,532,710
& 5,646,638

UNPACKING/ASSEMBLY

After unpacking the system, verify that you have a level, compass (attached to base), and 25 feet of coax. If you do not, call Winegard Company at 1-800-288-8094 between the hours of 8:00 a.m. and 4:00 p.m. central time, Monday through Friday.

SAVE THE CARTON. This carton is designed to be reused to store your system in when not in use.

OPERATION

STEP 1. Connect coax from LNBF to receiver. If additional cable length is required, use a high grade RG-6/U type foam cable suitable for satellite signal and an FS-8100 cable splice.

STEP 2. Plug in the receiver and TV.

STEP 3. Turn TV and receiver ON.

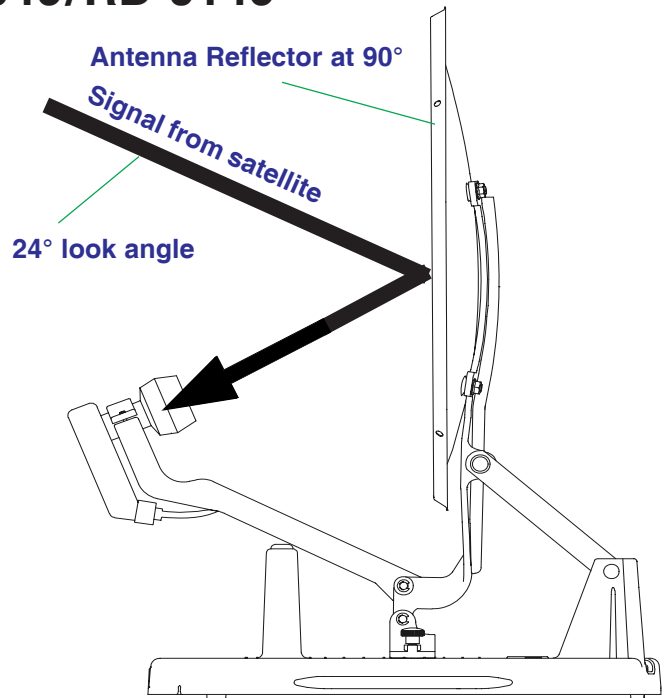
STEP 4. Tune TV to ch. 3 or 4 (to the same channel as the output on the receiver.)

STEP 5. Determine azimuth (direction) and elevation required for your position. Refer to receiver manual.

STEP 6. Loosen clamp knobs. Elevate reflector to the correct elevation. Align degree of elevation required with **front of the slide bracket**. Each mark indicates 5 degrees of elevation with the first mark being 0° (mark closest to compass/level). See Figures 1 and 2. Tighten clamp knobs.

STEP 7. Level base using bubble level recessed into the base.

STEP 8. Using compass recessed into base, rotate the base **slowly** (3° increments) to the desired azimuth (direction) for the high power satellites. The signal is digital, you must wait a few seconds after each move to allow the receiver to process the signal.



NOTE: Disregard the compass markings, the red compass needle *always* points North. Rotate the base so that the other end of the needle points at the correct heading (direction) on the antenna base. **DO NOT USE THE DEGREE MARKINGS ON THE COMPASS.**

NOTE: If you have the unit sitting on a tailgate or on other metal items, it is recommended that you remove the compass from the base and stand away (15' min.) to find the correct azimuth. Compass is attached to base with velcro.

STEP 9. Adjust azimuth (direction) and elevation (up/down) for strongest signal.

NOTE: If you do not get a picture, check the following:

1. Make sure antenna has clear view of the high power satellites, no buildings, trees, etc. blocking the view.
2. Make sure coax connections are good.
3. Check coax for breaks, crimps, cuts etc.
4. If base is not level, you will have to adjust the elevation to compensate.
5. Check that TV is tuned to correct channel.

CAUTION: DO NOT DROP SYSTEM. IF ANTENNA IS DAMAGED, IT WILL REDUCE THE GAIN (HOW MUCH SIGNAL THE ANTENNA SENDS TO THE RECEIVER) OF THE ANTENNA. THIS CAN RESULT IN A DEGRADED PICTURE.

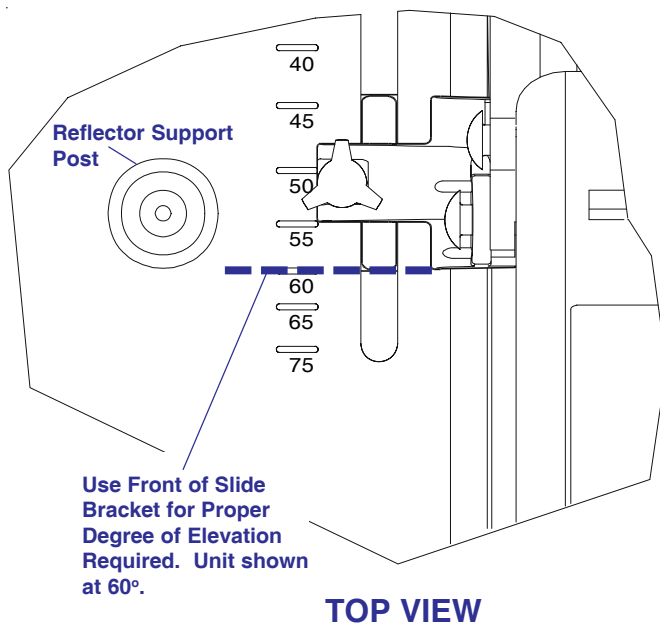
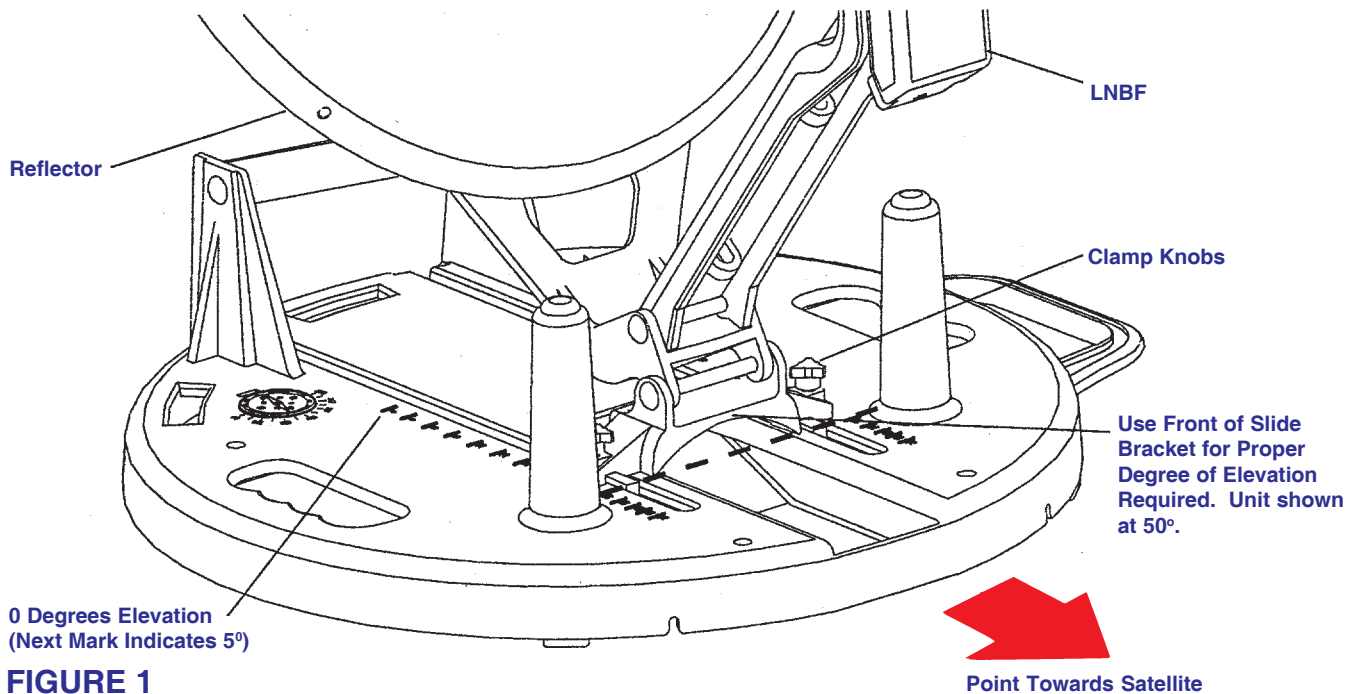


FIGURE 2

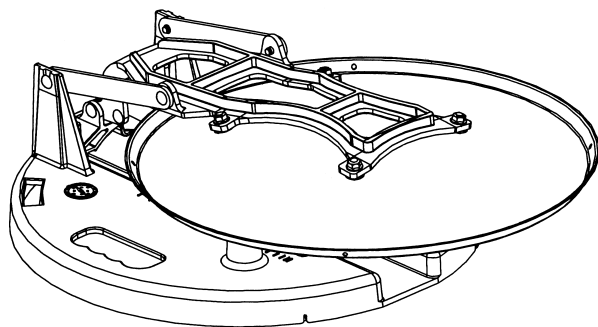


FIGURE 3

RETURNING ANTENNA TO TRAVEL POSITION

STEP 1. Turn receiver and TV OFF.

STEP 2. Disconnect coax from receiver.

STEP 3. Loosen clamp knobs and put antenna in travel position. See Figure 3.

STEP 4. Coil coax under base. See Figure 4.

NOTE: The carton the system came in is designed to be reused. It is suggested that you store your system in it when not in use.

NOTE: When ready to use antenna again, you must uncoil the coax before raising antenna. The antenna will not raise if the coax is coiled up under the base.

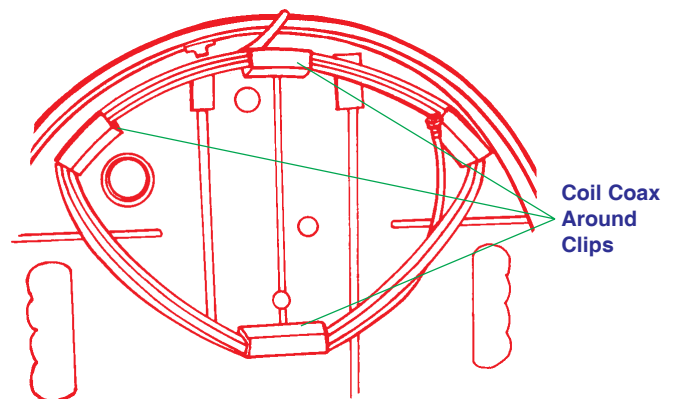
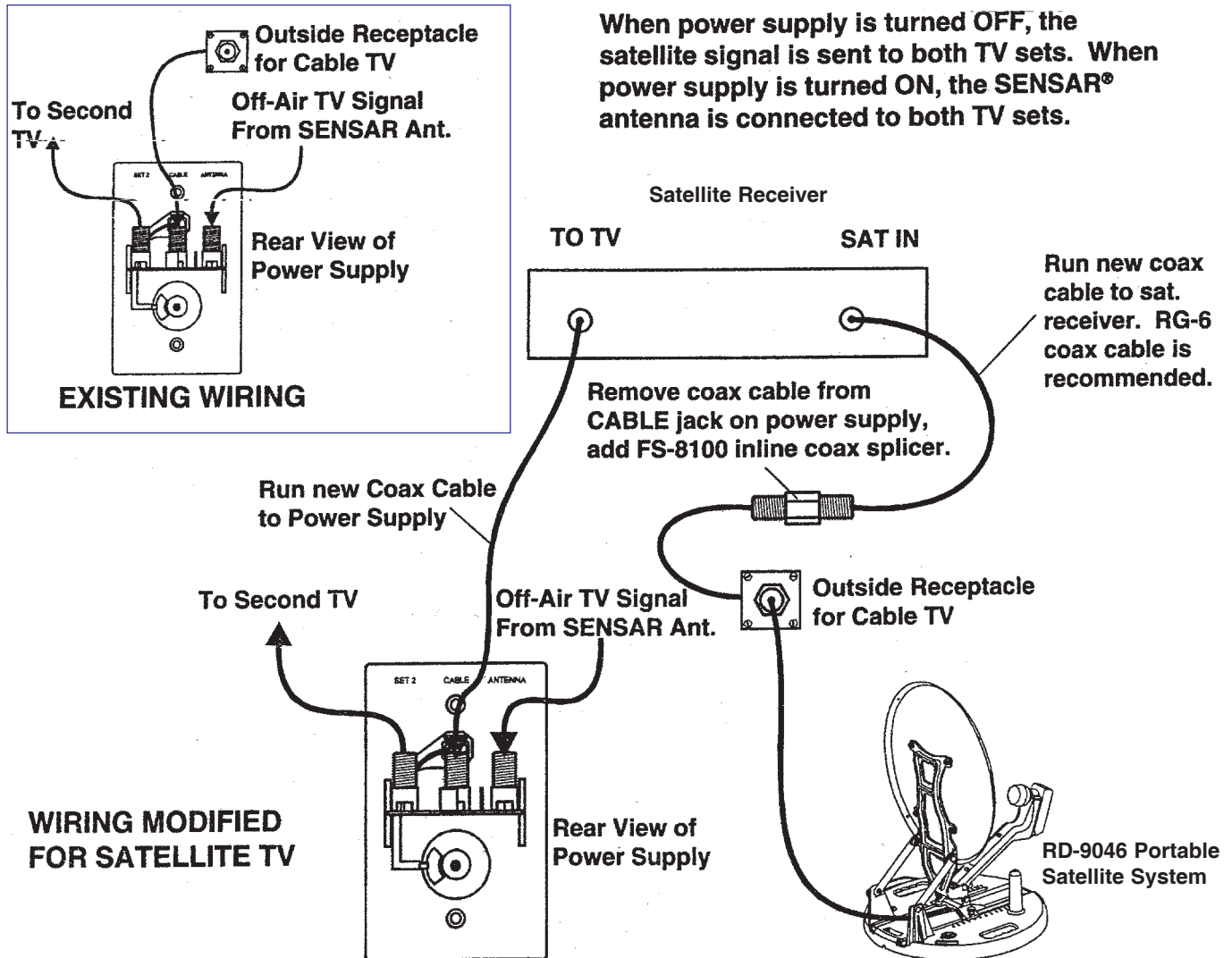


FIGURE 4

How To Hook A Satellite System To A RV Cable Input



WINEGARD MOBILE PRODUCTS LIMITED WARRANTY (2 YEARS PARTS; 1 YEAR LABOR)

Winegard Company warrants this product against defects in materials or workmanship for a period of two (2) years from the date of original purchase. During year one (1) of such warranty, Winegard Company will also pay authorized labor costs to an authorized Winegard dealer to repair or replace defective products. No warranty claim will be honored unless at the time the claim is made, Customer presents proof of purchase to an authorized Winegard dealer (to locate the nearest authorized Winegard dealer, contact Winegard Company, 3000 Kirkwood Street, Burlington, Iowa 52601, Telephone 800-288-8094 or visit www.winegard.com). Customer must provide proof of purchase with a dated sales receipt for the Winegard product to verify the product is under warranty. If the date of purchase cannot be verified, the warranty period shall be considered to begin thirty (30) days after the date of manufacture.

If a defect in material or workmanship is discovered, Customer may take the product to an authorized Winegard dealer for service. Customer must provide proof of purchase to verify the product is under warranty. If the product is brought to an authorized Winegard dealer for service prior to expiration of year one (1) of the warranty period and a defect in material or workmanship is verified by Winegard Technical Services, Winegard Company will cover the Winegard dealer's labor charges for warranty service. The Winegard dealer must contact Winegard Technical Services in advance for pre-approval of the service. Approval of the service is at the sole discretion of Winegard Company.

Alternatively, Customer may ship the product prepaid to Winegard Technical Services (located at 3111 Kirkwood Street, Burlington, Iowa 52601, Telephone 800-788-4417). Customer must return the product along with a brief description of the problem and provide Winegard Technical Services with Customer's name, address, and phone number. Customer must also provide proof of purchase to verify the product is under warranty. If the product is returned before the expiration of the warranty period, Winegard Company will (at its option) either repair or replace the product.

This Limited Warranty does not apply if the product has been damaged, deteriorates, malfunctions or fails from: improper installation, misuse, abuse, neglect, accident, tampering, modification of the product as originally manufactured by Winegard in any manner whatsoever, removing or defacing any serial number, usage not in accordance with product instructions or acts of nature such as damage caused by wind, lightning, ice or corrosive environments such as salt spray and acid rain.

RETURN AUTHORIZATION POLICY

A Return Material Authorization (RMA) is required prior to returning any product to Winegard Company or Winegard Warranty Services under this warranty policy. Please call our Technical Services Department at 800-788-4417 or send an e-mail to warranty@winegard.com to obtain the RMA number. Please furnish the date of purchase when requesting an RMA number. Enclose the product in a prepaid package and write the RMA number in large, clear letters on the outside of the package. To avoid confusion or misunderstanding, a shipment(s) without an RMA number(s) or an unauthorized return(s) will be refused and returned to Customer freight collect.

WINEGARD COMPANY DOES NOT ASSUME ANY LIABILITIES FOR ANY OTHER WARRANTIES, EXPRESS OR IMPLIED, MADE BY ANY OTHER PERSON. ALL OTHER WARRANTIES WHETHER EXPRESS, IMPLIED OR STATUTORY INCLUDING WARRANTIES OF FITNESS FOR A PARTICULAR PURPOSE AND MERCHANTABILITY ARE LIMITED TO THE TWO YEAR PERIOD OF THIS WARRANTY.

In states that do not allow limitations on implied warranties, or the exclusion of limitation of incidental or consequential damages, the above limitations or exclusions do not apply. Some states do not allow limitations on how long an implied warranty lasts, or the exclusion of limitation of incidental or consequential damages, so the above limitations or exclusions may not apply to you.

This warranty gives Customer specific legal rights. Customer may also have other rights that may vary from state to state.

SATELLITE RECEIVER WARRANTY:
See manufacturer's limited warranty policy.

ANTENNA EXPLODED PARTS VIEW

Below is the exploded parts view for the 46 cm portable satellite system. If you require a replacement part, call Winegard Company at 1-800-288-8094 between the hours of 8:00 a.m. and 4:00 p.m. central time, Monday through Friday. Credit card orders only.

RECEIVER WARRANTY

Receiver is warranted by the manufacturer. See instruction manual packed with receiver for warranty information. **DO NOT SEND receiver to Winegard Company;** it will be returned to you. Only Echostar receivers will be accepted and **ONLY** from dealers.

